

Receivers with Push-Lock Stud

TENSIONER

Field installed Push-Lock studs require no swaging or special tools.

No field swaging

Similar to our Invisiware® receivers (see page 9), but when used with Push-Lock studs there is no need to swage the threaded stud onto the cable. Receivers with Push-Lock swageless studs can be used with any fitting on the other end, but **when used with our other swageless fittings, both ends can be put on the cable by hand** without any swaging or special tools.

Easy to install

Push-Lock studs are designed for use with 1x19 L.H. lay strand only. Push the cable into the Push-Lock swageless stud, where it will be securely held inside the fitting. The receiver is female-threaded to accept the male-threaded end of the fitting. The head of the receiver is broached for an Allen wrench. To tension the cable, use an Allen wrench to rotate the receiver around the threaded end of the stud.

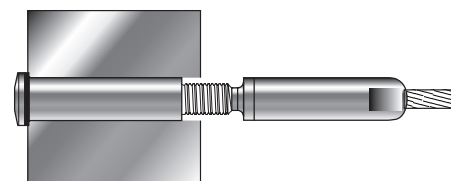


PUSH-LOCK™
STUD

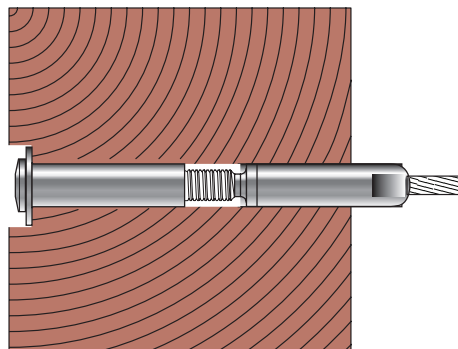
RECEIVER

The receiver with Push-Lock stud rests inside your metal or wood end post.

Use with metal or wood posts



2x2 metal post




4x4 wood post

For use in wood, the fitting can rest against the outside of the end post or the post can be counterbored with the fitting recessed in the post. For wood applications, a larger diameter washer is needed to distribute the load over a wider surface. See 7/16 SAE stainless steel washer (page 29).

8
3/1/14

Ultra-tec®
CABLE RAILING SYSTEMS



218 Stewart Rd SE, Pacific, WA 98047
P: 253-833-4343 • F: 253-833-4545
www.americanstructures.com

ASD
AMERICAN
STRUCTURES & DESIGN

For stairs or severe pitches

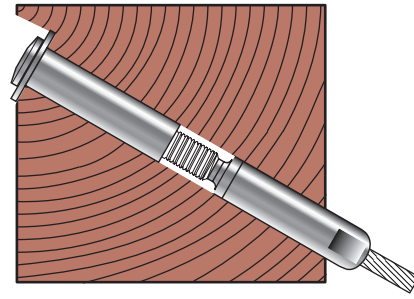

Special stainless steel beveled washers let you use Push-Lock tensioners on stairs or severe pitches with flat-sided metal and wood posts. (Not offered for pipe or round tubing.) For wood posts, also order 1/2 SAE stainless steel washer (page 29).



STAINLESS STEEL
BEVELED WASHERS

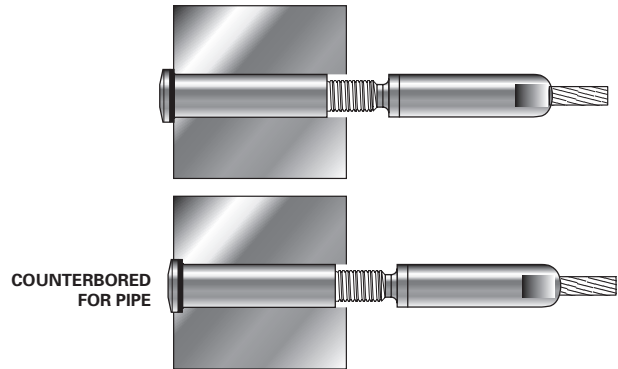
FOR PITCH OF	ORDER PART NO.
30° - 33°	BW32-6
34° - 36°	BW35-6
37° - 39°	BW38-6

BEVELED
WASHER



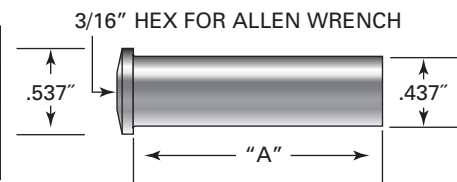
For level runs

Receivers with Push-Lock studs rest in a hole inside the end post. Pipe ends are counterbored, so the full perimeter of the screw cap head rests on a flat surface in the pipe. The head rests on the outside wall of a flat-sided metal post. A plastic washer is included and acts as a scratch-resistant barrier between the screw cap head and the metal post. For wood applications, a larger diameter washer is needed to distribute the load over a wider surface. For wood, also order 7/16 SAE stainless steel washer (page 29).



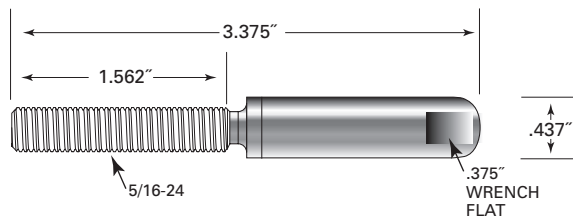
Invisiware® Receivers are made of type 316 stainless steel.
PART NUMBERS IN BOLD TYPE. ORDER SWAGELESS STUD SEPARATELY.

CABLE DIA.	USE WITH SWAGELESS STUD NO.	A = LENGTH OF RECEIVER BODY							
		1.582"	1.812"	2.030"	2.301"	2.375"	2.530"	3.030"	3.5625"
1/8"	PLST-4	R-6-12	R-6-22	R-6-32	R-6-42	R-6-72	R-6-82	R-6-52	R-6-62
3/16"	PLST-6								



Push-Lock Swageless Stud

The Push-Lock swageless stud is installed onto the end of the cable by hand, by pushing the cable into the fitting where it is held securely inside. No swaging is required, and, other than a cable cutter, no special tools are needed.



Push-Lock™ swageless studs are made of type 316 stainless steel with the exception of internal components that are made of other types of stainless steel.
DESIGNED FOR USE WITH 1X19 L.H. LAY STRAND ONLY

CABLE DIA.	PART NO.
1/8"	PLST-4
3/16"	PLST-6